



Cynthia's Uke Social Jam Packet

PianoFight 1/30/2018

packet updated 1/2018

Song List

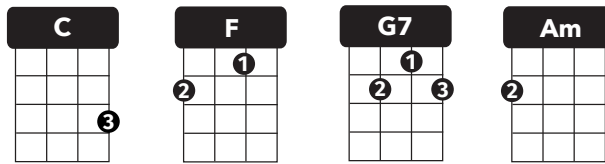
1. Brown Eyed Girl
2. Can't Help Falling in Love
3. Creep
4. Don't Stop Believin'
5. Friday I'm in Love
6. I'm Yours
7. Landslide
8. Leaving on a Jet Plane
9. Let it Be
10. The Lion Sleeps Tonight
11. Perhaps Perhaps Perhaps
12. Proud Mary
13. Purple Rain
14. Riptide
15. Somewhere Over the Rainbow/
Wonderful World Medley
16. Stand By Me
17. Stuck in the Middle with You
18. Tainted Love
19. Take On Me
20. Three Little Birds
21. Waiting in Vain
22. Wonderful Tonight

compiled and arranged by Cynthia Lin, <http://cynthialin.com/ukulele>
tutorials for many of these songs can be found at Cynthia's YouTube page:
<http://youtube.com/cynthialinmusic>

BROWN EYED GIRL

by Van Morrison, 1967

Ukulele arrangement by Cynthia Lin, <http://cynthialin.com/ukulele>



INTRO x 2

	C	F	C	G7/
A	-----	-----	-----	-2-----2-3-5-
E	-----	-1-3-5--3-1--	-----	-1-----
C	-0-2-4--2-0--	-----	-0-2-4--2-0--	-2-----
G	-----	-----	-----	-----

VERSE

C	F	C	G7
Hey, where did we go		days when the rain came	
Down in the hollow		playing a new game	
Laughing, and a-running, hey, hey		Skipping and a jumping	
in the misty morning fog with		our hearts a thumpin'	

CHORUS

F	G7	C	Am		F	G7	C	G7
and you,	my brown eyed girl				You, my	brown eyed girl		

VERSE

C	F	C	G7
Whatever happened		to Tuesday and so slow	
Going down to the old mine With a		transistor radio	
Standing in the sunlight laughing		Hide behind a rainbow's wall	
Slipping and a sliding		All along the waterfall	

CHORUS

F	G7	C	Am		F	G7	C	→
with you,	my brown eyed girl				You, my	brown eyed girl		

BRIDGE

G7	G7	G7//
Do you remember when		we used to sing

BREAK

C	F	C	G7
Sha la la la la la		la la la la te da	Just like that
Sha la la la la la		la la la la te da	la te da HOLD C C

VERSE

C	F	C	G7
So hard to find my way		Now that I'm all on my own	
I saw you just the other day,		My, how you have grown	
Cast my memory back there Lord		Sometimes I'm overcome thinking about it	
Playing uke in the green grass		Behind the stadium	

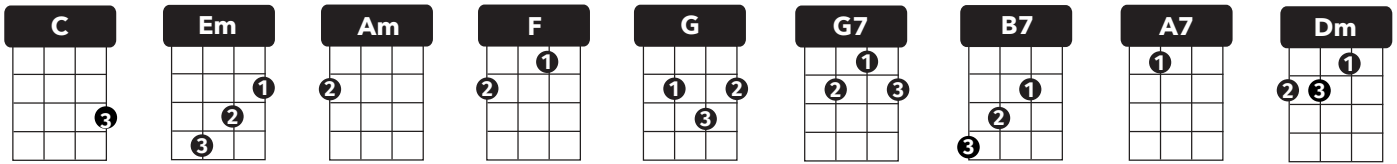
CHORUS

F	G7	C	Am		F	G7	C	→
with you,	my brown eyed girl				You, my	brown eyed girl		

REPEAT BRIDGE - BREAK x 2 - END **C/**

CAN'T HELP FALLING IN LOVE

by Hugo Peretti, Luigi Createore and George David Weiss, 1961
 Ukulele arrangement by Cynthia Lin, <http://cynthialin.com/ukulele>



timing: 6/8 time, 6 beats per measure
 fingerpicking pattern: [1 - 2 - 3 - 4 - 3 - 2] per chord
 strum pattern: [D - d - d - D - d - d] per chord

INTRO (pick) C

VERSE (pick) C Em Am Am F C G G
 Wise men say, only fools rush in
 F G Am F C G7 C C
 but I can't help falling in love with you

C Em Am Am F C G G
 Shall I stay? Would it be a sin?
 F G Am F C G7 C C
 but I can't help falling in love with you

BRIDGE (strum) Em B7 Em B7
 Like a river flows surely to the sea
 Em B7 Em A7 Dm G7 /
 Darling so it goes, some things are meant to be

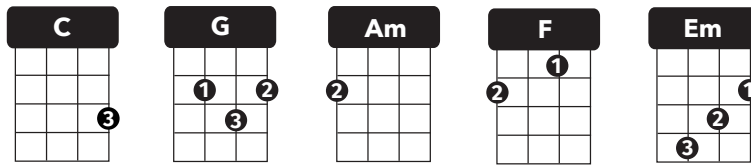
VERSE (pick) C Em Am Am F C G G
 Take my hand, take my whole life too
 F G Am F C G7 C C
 for I can't help falling in love with you

END (pick) F G Am F / C G7 C C /
 No, I can't help falling in love with you

DON'T STOP BELIEVIN'

by Journey, 1981

Ukulele arrangement by Cynthia Lin, <http://cynthialin.com/ukulele>



fingerpicking pattern: [(134) - 2] x 4 per chord

chucking island strum: [D- Xu -u Xu] x 1 per chord, X = chuck

INTRO (*pick*) or SOLO1

	C	G	Am	F	C	G	Am	F
A	-----	---0-2-0	---2-3--	---2-3--	-----	---0-2--	-----	-----
E	-----	-----0-3	-----1	-----	-----0-3	-----0	-----0-1	-----
C	---0---2---	-----	-----	-----0	---2---	-----	-----	-----
G	-----	-----	-----	-----	-----	-----	-----	-----

VERSE (*pick*)

C	G	Am	F
Just a	small town girl,	living in a	lonely world
C	G	Am	F
She took the	midnight train going	anywhere	
C	G	Am	F
Just a	city boy,	born and raised in	south Detroit
C	G	Am	F
He took the	midnight train going	anywhere	

BREAK (*pick*) or SOLO1

C	G	Am	F		C	G	Am	F
---	---	----	---	--	---	---	----	---

VERSE (*pick*)

C	G	Am	F
A singer in a	smoky room,	smell of wine and	cheap perfume
C	G	Em (<i>hits - soft</i>)	F (<i>hits - build</i>)
For a smile they can	share the night, it goes	on and on and	on and on

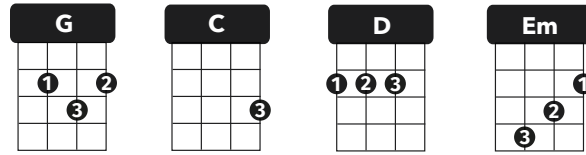
PRE-CHORUS (*strum*)

F	F	C	C
Strangers	waiting	up and down the	boulevard
F	F	C	C
Their shadows	searching in the	night	
F	F	C	C
Streetlights, people,	living just to	find emotion	
		1 & 2 & 3 & 4 &	- 1 & 2 & 3 & 4 &
F	F	[G/ C/	G/ - C/ F/]
Hiding	somewhere in the	night	(<i>flip to page 2</i>)

BEGINNER JAM

FRIDAY I'M IN LOVE

by The Cure



ISLAND STRUM

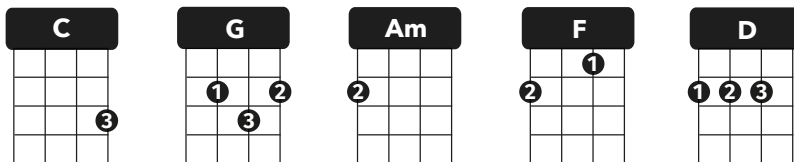
TIMING: one island strum per chord

VERSE 1	G I don't care if	C Monday's blue	G Tuesday's grey and	D Wednesday too		
	Em Thursday I don't	C care about you	G It's Friday	D I'm in love		
	G Monday you can	C fall apart	G Tuesday Wednesday	D break my heart		
	Em Thursday doesn't	C even start	G It's Friday	D I'm in love		
CHORUS	C Saturday	D wait	Em Sunday always	C comes too late	G But Friday never	D hesitate
	G I don't care if	C Monday's black	G Tuesday Wednesday	D heart attack		
VERSE 2	Em Thursday never	C looking back	G It's Friday	D I'm in love		
	G Monday you can	C hold your head	G Tuesday Wednesday	D stay in bed		
	Em Thursday watch	C the walls instead, It's	G Friday	D I'm in love		
	C Saturday	D wait	Em Sunday always	C comes too late	G But Friday never	D hesitate
BRIDGE	Em Dressed up to the	C eyes, it's a wonderful sur	G -prise, To see your	D shoes and your spirits rise		
	Throwin out your	frown, just smilin at the	sound, as sleek as a	sheik spinning round & round		
	Always take a big	bite, it's such a gorgeous	sight To see you	eat in the middle of the night		
	You can never get	enough, enough of this	stuff It's Friday	I'm in love		
VERSE 1	G I don't care if	C Monday's blue	G Tuesday's grey and	D Wednesday too		
	Em Thursday I don't	C care about you	G It's Friday	D I'm in love		
	G Monday you can	C fall apart	G Tuesday Wednesday	D break my heart		
	Em Thursday doesn't	C even start	G It's Friday	D I'm in love		

LESSON 2

I'M YOURS

by Jason Mraz



1 & 2 & 3 & 4 &

BACKBEAT STRUM: d D | d D | d D | d D

each downstrum now gets a second beat, known as the backbeat

try to control the first downbeat to be quieter so that the emphasis is on the backbeat

TIMING: 4 sets per chord

VERSE 1

C	Well, you done done me and you bet I felt it
G	I tried to be chill but you're so hot that I melted
Am	I fell right through the cracks
F	and I'm trying to get back
C	before the cool done run out I'll be given it my bestest
G	and nothin's gonna stop me but divine intervention
Am	I reckon it's again my turn
F	to win some or learn some

practice singing just the underlined syllables to build your singing-while-playing skills

CHORUS 1

C	G	Am	F
I won't hesi- <u>tate</u>	no more, no	<u>more</u> , it cannot	<u>wait</u> I'm yours

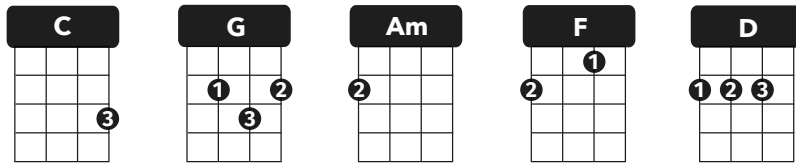
Break: C G Am F

VERSE 2

C	G	
Well open your mind and see like me	open up your plans and damn you're free	
Am	F	
look into your heart and you'll find	love love love love	
C	G	
listen to the music of the moment people dance and sing	we're just one big family	
Am	F	D(hold)
It's our god forsaken right to be	loved loved loved loved	Loved

LESSON 2

I'M YOURS (CONTINUED)



CHORUS 2

	C	G	Am	F	D	
	So I	won't hesi- <u>tate</u>	no more, no	<u>more</u> ,	it cannot	<u>wait</u> I'm sure
	There's no	<u>need</u> to	compli- <u>cate</u> ,	our time is	<u>short</u> ,	this is our <u>fate</u> , I'm yours

Break: C G Am F

VERSE 3

	C	G	Am	F
	I've been spending	way too long	checking my tongue	in the mirror
	And	bending over backwards	just to try to see	it clearer
	But my	breath fogged up	the glass	
	And so I	drew a new face	and I laughed	
	I	guess what I'll be saying	is there ain't no	better reason
	To	rid yourself of vanities	and just go with	the seasons
	It's	what we aim to do		
	Our	name is our	virtue	

CHORUS 3

	C	G	Am	F
	I	won't hesi- <u>tate</u>	no more, no	<u>more</u> ,
			it cannot	<u>wait</u> I'm yours

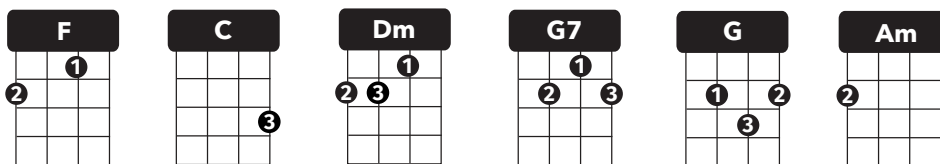
VERSE 4

	C	G	F
	Well	open your mind	and see like me
		open up your plans	and damn you're
	look	into your heart	and you'll find
		the sky is yours	
	so	please don't	please don't
		please don't	please don't,
		there's no	need to
	'cause	our time is	short
	This	this this	this is our
		fate	I'm yours

LANDSLIDE

by Stevie Nicks (Fleetwood Mac), 1975

Ukulele arrangement by Cynthia Lin, <http://cynthialin.com/ukulele>



beginner: island strum, 1 per chord

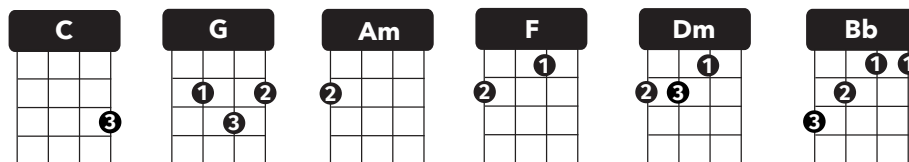
intermediate: fingerpicking pattern: [1-3-2-4] x 2 per chord

VERSE	F		C		Dm		C		
		I took my	love and I took it down						
		I climbed a	mountain and I turned		around				
	And I	saw	my re-flection in the		snow covered	hills			
	'til the	landslide	brought me		down				
VERSE	F		C		Dm		C		
	Oh	mirror in the	sky	What is	love?				
	Can the	child within my	heart		rise above				
	Can I	sail through the	changing		ocean	tides			
	Can I	handle the	seasons		of my	life			
			Mmm mmm	I don't	know				
	F		C		Dm		G7		
	Mmm mmm		Mmm mmm						
BRIDGE	C		G	Am	Am	F	C	Dm	G7
	Well I've been		afraid of	changing	'cause I	built my	life around you		
	C		G	Am	Am	F	C	Dm	Dm
	But time makes you	bolder	Children get	older	I'm getting	older	too		
	F	C	Dm	Dm/					
	Oh I'm getting	older	too		So				
VERSE	F/	C/		Dm/		nc			
		Take this love	and take it down						
	If you	climb a	mountain	and you	turn around				
	F	C		Dm	C				
	And if you see	my re-flection	in the	snow covered	hills				
	well the	landslide will bring you		down	down				
END	F	C		Dm/	C/				
	And if you see	my re-flection	in the	snow covered	hills	well maybe			
	F	C		Dm	C				
	the	landslide will bring you		down	well, well				
	F	C		Dm/					
	the	landslide will bring you		down					

LET IT BE

by Lennon-McCartney, 1970

Ukulele arrangement by Cynthia Lin, <http://cynthialin.com/ukulele>



rock strum: [D d D du]

optional picking on intro, first verse and chorus: [(134) - 2 - (134) - 2]

[F/ - C/ Dm/] *optional riff (slash indicates single strum)

INTRO: C G Am F | C G F* C

VERSE

	C	G	Am	F
1.	When I find myself in	times of trouble,	Mother Mary	comes to me
2.	And in my hour of	darkness, she is	standing right in	front of me
	C	G	F* C	
1.+ 2.	Speaking words of	wisdom, let it be		

CHORUS Am G F C C G F* C

Let it be, let it be, let it be, let it be
Whisper words of wisdom, let it be

VERSE

	C	G	Am	F
3.	And when the broken	-hearted people,	living in the	world agree
4.	But though they may be	parted, there is	still a chance that	they will see
	C	G	F* C	
3.+4.	There will be an	answer, let it be		

CHORUS Am G F C C G F* C

Let it be, let it be, let it be, let it be
There will be an answer, let it be
Let it be, let it be, let it be, let it be
Whisper words of wisdom, let it be

BREAK x 2

	F/	- C/	Dm/		C/	- Bb/	F/		G/	- F/		C									
A		-(12)	----	(10)	---	8	---		--7	---	5-3	---		-2	---	0	---		-3	----	
E		-(13)	----	(12)	-	(10)	-		--8	---	7-5	---		-3	---	1	---		-0	----	

VERSE

	C	G	Am	F
5.	And when the night is	cloudy, there is	still a light that	shines on me
6.	I wake up to the	sound of music,	Mother Mary	comes to me
	C	G	F* C	
5.	Shine on till to	-morrow,	let it be	
6.	Speaking words of	wisdom,	let it be	

CHORUS Am G F C C G F* C

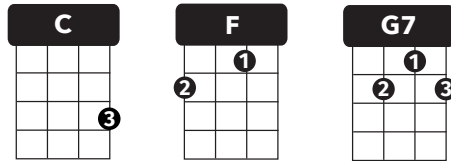
Let it be, let it be, let it be, let it be
There will be an answer, let it be
Let it be, let it be, let it be, let it be
Whisper words of wisdom, let it be

END with BREAK F/ - C/ Dm/ | C/ - Bb/ F/ | G/ - F/ | C

THE LION SLEEPS TONIGHT

by Solomon Linda, 1939, and made famous by the Tokens, 1961

Ukulele arrangement by Cynthia Lin, <http://cynthialin.com/ukulele>



counts: 1 & 2 & 3 & 4 &

chucking strum: [d u X u - d u X u], 1 per chord, X = chuck

VERSE **C /** **F /** **C /** **G7 /**
 In the jungle, the mighty jungle, the lion sleeps to- night
 In the jungle, the quiet jungle, the lion sleeps to- night

CHORUS x2 **C** **F**
 [d u X u - d u X u]
 A-wim-o-weh A-wim-o-weh A- wim-o-weh A-wim-o-weh
C **G7**
 A-wim-o-weh A-wim-o-weh A- wim-o-weh A-wim-o-weh

VERSE (optional: add knock on 2& 4)
C / **F /** **C /** **G7 /**
 Near the village, the peaceful village, the lion sleeps to- night
 Near the village, the quiet village, the lion sleeps to- night

CHORUS x2 **C** **F** **C** **G7**
 A-weee -e-e-e- ee-um-o-weh
 (2nd voc layer: A-wim-o-weh A-wim-o-weh...)

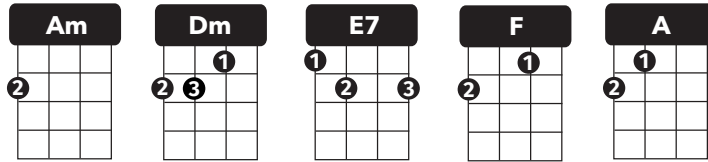
VERSE (optional: muted island strum)
C / **F /** **C /** **G7 /**
 Hush my darling, don't fear my darling, the lion sleeps to- night
 Hush my darling, don't cry my darling, the lion sleeps to- night

CHORUS x2 **C** **F** **C** **G7**
 A-weee -e-e-e- ee-um-o-weh
 (2nd voc layer: A-wim-o-weh A-wim-o-weh...)

OUTRO **C /** **F /** **C /** **G7 /** END **C /**
 Dee-dee-dee-dee-dee Dee-dee-dee-dee-dee the lion sleeps to- night

PERHAPS, PERHAPS, PERHAPS

by Osvaldo Farrés, 1947 English lyrics by Joe Davis
 Ukulele arrangement by Cynthia Lin, <http://cynthialin.com/ukulele>



island strum, 1 per chord

splitting the island strum: [Dm - E7]
 [d d - u udu]

INTRO **Am E7/**

VERSE **Am [Dm - E7] Am [Dm - E7]**
 You won't admit you love me, and so How am I ever to know
Am [F/ E7/] Am E7/
 You always tell me Per-haps per-haps per-haps

VERSE **Am [Dm - E7] Am [Dm - E7]**
 A million times I've asked you, and then I ask you over a-gain
Am [F/ E7/] Am Am/
 You only answer Per-haps per-haps per-haps

BRIDGE **E7 E7 A A**
 If you can't make your mind up, we'll never get started
E7 E7 A A/
 And I don't wanna wind up being parted broken-hearted

VERSE **Am [Dm - E7] Am [Dm - E7]**
 So if you really love me, say yes But if you don't dear, con-fess
Am [F/ E7/] Am Am/
 And please don't tell me Per-haps per-haps per-haps

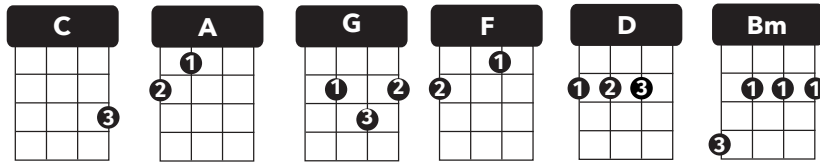
REPEAT BRIDGE

END VERSE **Am [Dm - E7] Am [Dm - E7]**
 So if you really love me, say yes But if you don't dear, con-fess
Am [F/ E7/]
 And please don't tell me Per-haps per-haps
Am [F/ E7/]
 per-haps Per-haps per-haps
Am F E7 [Am/ Dm/] Am/
 per-haps Per-haps per-haps per-haps

PROUD MARY

by John Fogerty, 1969

Ukulele arrangement by Cynthia Lin, <http://cynthialin.com/ukulele>



chucking strum: [du Xu du Xu] per chord, X = chuck; INTRO & BREAK downstrums with *knock

INTRO [C// A/]* [C// A/]* [C// A/ G/] [F // // /] D D
 advanced: du u du u du u u u u u d d

VERSE D D D D
 Left a good job in the city workin for the man every night and day
 D D D D
 and I never lost one minute of sleepin' worryin bout the way things might've been

CHORUS A A Bm G
 Big wheel keep on turnin' Proud Mary keep on burnin'
 D D D D
 Rollin' rollin' rollin' on the river

VERSE D D D D
 Cleaned a lot of plates in Memphis pumped a lot of pain down in New Orleans
 D D D D
 But I never saw the good side of the city till I hitched a ride on a river boat queen

CHORUS A A Bm G
 Big wheel keep on turnin' Proud Mary keep on burnin'
 D D D D
 Rollin' rollin' rollin' on the river

BREAK [C// A/]* [C// A/]* [C// A/ G/] [F // // /] D D

VERSE D D D D
 If you come down to the river bet you're gonna find some people who live
 D D D D
 you don't have to worry if you got no money people on the river are happy to give

CHORUS A A Bm G
 Big wheel keep on turnin' Proud Mary keep on burnin'
 D D D D
 Rollin' rollin' rollin' on the river
 D D D D
 Rollin' rollin' rollin' on the river

END [C// A/]* [C// A/]* [C// A/ G/] [F // // /] D/

PURPLE RAIN

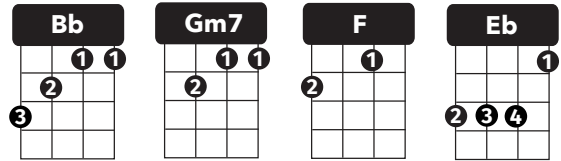
by Prince

Ukulele arrangement by Cynthia Lin, <http://cynthialin.com/ukulele>

1 2 3 4

extended rock strum: [D - D dU -ud - dudu] per chord

INTRO: **Bb Gm7 F Eb**



VERSE **Bb Gm7 F Eb**
I never meant to cause you any sorrow I never meant to cause you any pain
Bb Gm7 F F - Bb /
I only wanted to one time see you laughing I only wanted to see you laughing in the purple rain

CHORUS (no chord) **Eb Eb Bb Gm7 F F**
Purple rain purple rain Purple rain purple rain Purple rain purple rain
F F - Bb /
I only wanted to see you bathing in the purple rain

VERSE (no chord) **Bb Gm7 F Eb**
I never wanted to be your weekend lover I only wanted to be some kind of friend
Bb Gm7 F F - Bb /
Baby I could never steal you from another It's such a shame our friendship had to end

CHORUS (no chord) **Eb Eb Bb Gm7 F F**
Purple rain purple rain Purple rain purple rain Purple rain purple rain
F F - Bb /
I only wanted to see you under-neath the purple rain

VERSE (no chord) **Bb Gm7**
Honey, I know, I know, I know times are changing
F Eb
It's time we all reach out for something new, that means you too
Bb Gm7
You say you want a leader but you can't seem to make up your mind
F F - Bb /
I think you better close it and let me guide you to the purple rain

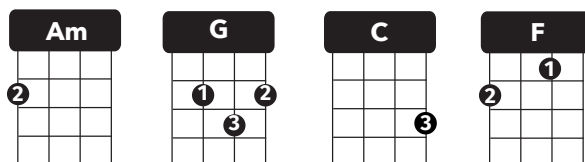
CHORUS (no chord) **Eb Eb Bb Gm7 F F**
Purple rain purple rain Purple rain purple rain Purple rain purple rain
F F - Bb /
I only wanted to see you under-neath the purple rain

OUTRO x 4 **Bb Gm7 F Eb** END **Bb /**
ooh

RIPTIDE

by Vance Joy, 2013

Ukulele arrangement by Cynthia Lin, <http://cynthialin.com/ukulele>



island strum: d- du -u du

island strum variation: d- D- -u du

chucking island strum: d- Xu -u Xu (X = chuck)

INTRO (island strum variation) **Am G C C**

VERSE (variation) **Am G C C**
I was scared of dentists and the dark
I was scared of pretty girls and starting conversations
All my friends are turning green
You're the magician's assistant in their dreams

PRECHORUS (variation) **Am G C C**
ah ooh ooh ooh
Am G C/ (hold single strum)
ah ooh ooh and they come unstuck

CHORUS (chucking) **Am G C C**
Lady, running down to the riptide, taken away to the
dark side, I wanna be your left hand man
I love you when you're singing that song and I got a lump in my
throat cuz you're gonna sing the words wrong

VERSE (variation) **Am G C C**
There's this movie that I think you'll like
This guy decides to quit his job and heads to New York City
This cowboy's running from him-self
and she's been living on the highest shelf

PRECHORUS (variation) **Am G C C**
ah ooh ooh ooh
Am G C/ (hold single strum)
ah ooh ooh and they come unstuck

CHORUS (*chucking*)

Am	G	C	C
Lady,	running down to the	riptide,	taken away to the
dark side,	I wanna be your	left hand man	
I love you	when you're singing that	song and I got a lump in my	
throat cuz	you're gonna sing the words wrong		

SOLO (*fingerpicking*) x 4

```

A-----|
E-----0-----|
C--2-h4-----2-h4--|
G-----0-----|

```

BRIDGE (*island strum*)

Am	Am	G	G
I just wanna,	I just wanna know		
C	C	F	F
If you're gonna,	if you're gonna	stay	
Am	Am	G	G
I just gotta,	I just gotta know		
C	C	F/	
I can't have it,	I can't have it	any other way	

BRIDGE 2 (*single strum*)

Am/	G/	C/
I swear she's	destined for the screen	
Am/	G/	C/
Closest thing to Michelle Pfeiffer	that you've ever seen, oh	

CHORUS (*chucking*)

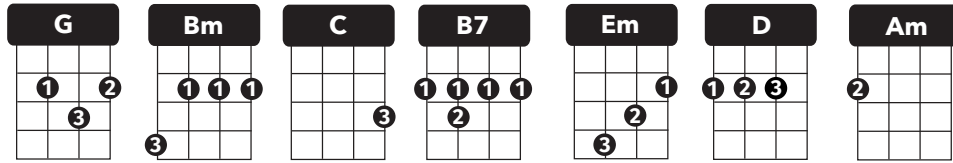
Am	G	C	C
Lady,	running down to the	riptide,	taken away to the
dark side,	I wanna be your	left hand man	
I love you	when you're singing that	song and I got a lump in my	
throat cuz	you're gonna sing the words wrong		

END CHORUS (*chucking*)

Am	G	C	C
Lady,	running down to the	riptide,	taken away to the
dark side,	I wanna be your	left hand man	
I love you	when you're singing that	song and I got a lump in my	
throat cuz	you're gonna sing the words wrong & I got a lump in my		
Am	G	C/	
throat cuz	you're gonna sing the words wrong		

SOMEWHERE OVER THE RAINBOW / WONDERFUL WORLD MEDLEY

by Harold Arlen & E.Y. Harburg / Bob Thiele & George Weiss
Ukulele arrangement by Cynthia Lin, <http://cynthialin.com/ukulele>



2 island strums per chord, [G - Bm] indicates 1 island strum per chord

INTRO

G Bm C G C B7 Em C
Ooh ooh ooh Ooh ooh ooh

VERSE 1

G	Bm	C	G	C	B7	Em	C
Somewhere over the rainbow				Way up high			
C	G			D	Em	C	
There's a land that I heard of				Once in a lulla-by... -by			
G	Bm			C	G		
Somewhere over the rainbow				Skies are blue			
C	G			D	Em	C	
And the dreams that you dare to				Dream really do come true... ooh			

BRIDGE 1

G	D	Em	C
Someday I'll wish upon a star	Wake up where the clouds are far behind me		
G	D		
Where troubles melt like lemon drops	High above the chimney tops		
Em	C		
That's where you'll find me			

VERSE 2

G	Bm	C	G
Somewhere over the rainbow		Blue birds fly	
C	G	D	Em C
Birds fly over the rainbow		Why oh why can't I... I...	

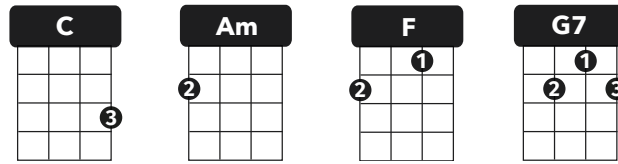
VERSE 3

[G - Bm]	[C - G]		
Well I see trees of green and	red roses too		
[C - G]	[B7 - Em]		
I see them bloom	for me and you		
C	D	Em	C
And I think to myself	What a wonderful world...		

LESSON 4

STAND BY ME

by Ben E. King, Jerry Leiber and Mike Stoller



1 2 & 3 & 4 &

ISLAND STRUM: d - | d u | *(drop) u | d u

*remember to drop your hand so you can come back up - it helps to say the word "drop"

TIMING: one island strum per chord

VERSE 1

C	When the night has	C	come,	Am	And the land is dark	Am
F	And the moon is the	G7	only light we'll see	C		C
C	No I won't be	C	a-fraid, no I won't be	Am		Am
F	Just as long as you	G7	stand, stand by me,	C		C
					And darlin', darlin'	

CHORUS

C	<u>Stand</u> by me, oh	C		Am	<u>stand</u> by me	Am
F	oh <u>stand</u>	G7	Stand by me,	C	stand by me	C

practice singing just the underlined syllables to build your singing-while-playing skills

VERSE 2

C	If the sky that we	C	look upon,	Am	Should tumble and fall	Am
F	And the mountains should	G7	crumble to the sea	C		C
C	I won't cry, I won't cry,	C		Am	no I won't shed a tear	Am
F	Just as long as you	G7	stand, stand by me,	C		C
					And darlin', darlin'	

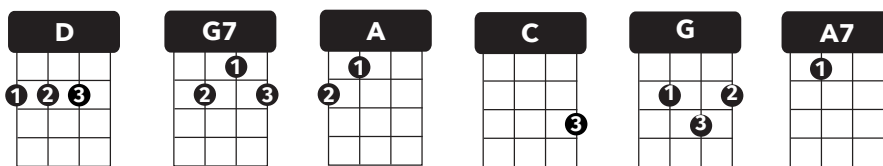
CHORUS x 2

C	<u>Stand</u> by me, oh	C		Am	<u>stand</u> by me	Am
F	oh <u>stand</u>	G7	Stand by me,	C	stand by me	C

STUCK IN THE MIDDLE WITH YOU

by Stealers Wheel, 1972

Ukulele arrangement by Cynthia Lin, <http://cynthialin.com/ukulele>



chucking strum: [du Xu], X=chuck, 2 per chord

INTRO x 4: **D**

VERSE **D** **D** **D** **D**
 Well I don't know why I came here tonight I got the feeling that something ain't right
G7 **G7** **D** **D**
 I'm so scared in case I fall off my chair And I'm wondering how I'll get down the stairs
A [**C** - **G**] **D** **D**
 Clowns to the left of me, Jokers to the right, here I am, Stuck in the middle with you

VERSE **D** **D** **D** **D**
 Yes I'm stuck in the middle with you And I'm wondering what it is I should do
G7 **G7** **D** **D**
 It's so hard to keep this smile from my face Losing control, yeah I'm all over the place
A [**C** - **G**] **D** **D**
 Clowns to the left of me, Jokers to the right, here I am, Stuck in the middle with you

BRIDGE **G7** **G7** **D** **D**
 Well you started out with nothing, and you're proud that you're a self-made man
G7 **G7**
 And your friends, they all come crawlin', Slap you on the back and say
D / **knock** / / / / **A7** / **knock** / / / / **D** **D**
 Please... Please...

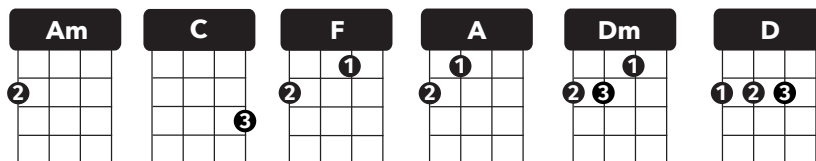
VERSE **D** **D** **D** **D**
 Trying to make some sense of it all But I can see that it makes no sense at all
G7 **G7** **D** **D**
 Is it cool to go to sleep on the floor 'Cause I don't think that I can take anymore
A [**C** - **G**] **D** **D**
 Clowns to the left of me, Jokers to the right, here I am, Stuck in the middle with you

END **D** **D** **D** **D** **D** **D** //(slide)
 Yes I'm stuck in the middle with you Here I am, stuck in the middle with you

TAINTED LOVE

by Ed Cobb

Ukulele arrangement by Cynthia Lin, <http://cynthialin.com/ukulele>



swing strum: [D - du] per chord

INTRO (swing)

Am C F C

VERSE (swing)

Am	C	F	C	Am//	C	F	C
Some-times	I	feel,	I've got to	Run	a-way,	I've	got to
Am//	C	F	C	Am	C	F	C
Get	a-way	From	the	pain	you	drive	into the heart of me
Am	C	F	C	Am	C	F	C
The	love	we	share	seems	to	go	no- where, and I've
Am	C	F	C	(island) Am	C		
lost	my	light,	For	I	toss	and	turn I can't sleep at night

CHORUS (island)

A	A	C	C										
Once	I	ran	to you,	now	I	run	from you						
F	F	Dm	Dm										
This	tainted	love	you've	given,	I	give	you	all	a	boy	could	give	you
D hits	////	D hits	////										
Take	my	tears	and	that's	not	nearly							
(swing) Am	C	F	C	Am	C	F	C						
All,	Tainted	love	oh	oh	oh,	Tainted	love						

VERSE (swing)

Am	C	F	C	Am//	C	F	C						
Now	I	know,	I've	got	to	Run	a-way,	I've	got	to			
Get	a-way	You	don't	really	want	any	more	from	me				
To	make	things	right,	You	need	some-	one	to	hold	you	tight,	and	you
Am	C	F	C	(island) Am	C								
think	love	is	to	pray,	but	I'm	sorry,	I	don't	pray	that	way	

REPEAT CHORUS

VERSE (swing)

Am	C	F	C	Am	C	F	C									
Don't	touch	me,	please	I	can-	not	stand	the	way	you	tease					
I	love	you	though	you	hurt	me	so,	Now	I'm	going	to	pack	my	things	and	go

OUTRO (swing)

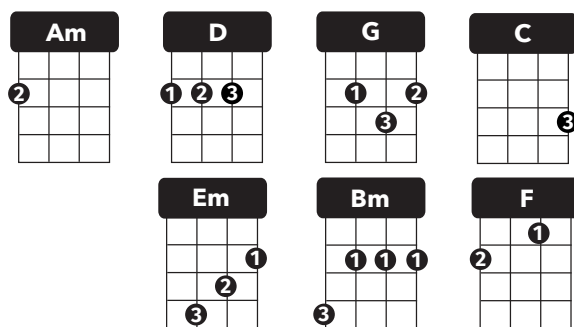
Am	C	F	C	Am	C	F	C	
Tainted	love	oh	oh	oh,	Tainted	love	oh	oh
Touch	me,	baby,	tainted	love	Tainted	love	END	Am//

TAKE ON ME

by A-ha, 1984

Ukulele arrangement by Cynthia Lin, <http://cynthialin.com/ukulele>

1 2 3 4
 on verse, chucking island strum : [D- Xu -u Xu]
 on chorus, island strum : [D- du -u du]
 half-time strum : [D- du Xu du]



INTRO (*chucking island strum*) or RIFF x 2

	Am	D	G	C
A	-7-7-----	-----9-9-(10)(12)	(10)(10)-----	-7-7--7-----7-----
E	-----8-----	(10)(10)-(10)-----	----- (10)-7-	----- (10)(10)-(10)-
C	-----9-9-	-----	-----	-----

VERSE	Am	D	G	C
(<i>chucking</i>)	1. Talking away,		I don't know what	I'm to say
	2. So needless to say		I'm odds and ends,	but I'll be
	3. Oh things that you say,		yeah is it life or	just to play
	Am	D	G	C
	1. I'll say it anyway,		Today's another	day to find you
	2. stumbling away		slowly learning that life is okay	
	3. my worries away,		you're all the things I've	got to remember
	Am	D	Em	C
	1. Shying away,		I'll be coming for your	love okay
	2. Say after me,		it's no better to be	safe than sorry
	3. You're shying away,		I'll be coming for you	anyway

CHORUS	G	D	Em	C
(<i>island strum - soft</i>)	Take on me	(<i>loud</i>)	take on me	
	Take me on		take on me	
(<i>half-time strum</i>)	I'll be gone		in a day or	
(<i>island strum - loud</i>)	two			

VERSE 2 + REPEAT CHORUS

BRIDGE (*island strum*) **Bm Bm F F Bm Bm F F Am Am D D/**

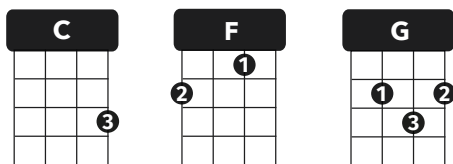
VERSE 3 + REPEAT CHORUS

END	G	D	Em	C	G	D	Em	C	G/
(<i>island strum</i>)	I'll	be	gone	in a day or	(<i>half-time strum</i>)	two			

LESSON 1

THREE LITTLE BIRDS

by Bob Marley



SIMPLE DOWN STRUM: $\overset{1}{d} \mid \overset{2}{d} \mid \overset{3}{d} \mid \overset{4}{d}$
TIMING: 4 strums per chord

CHORUS

	C Don't worry		C about a thing
	F Cause every little thing		C is gonna be al-right
	C Singin' don't worry		C about a thing
	F Cause every little thing		C is gonna be al-right

VERSE

	C Rise up this morning,		G smiled with the rising sun
	C Three little birds		F pitch by my doorstep
	C Singing sweet songs		G of melodies pure and true
	F Sayin' "this is my		C message to you"

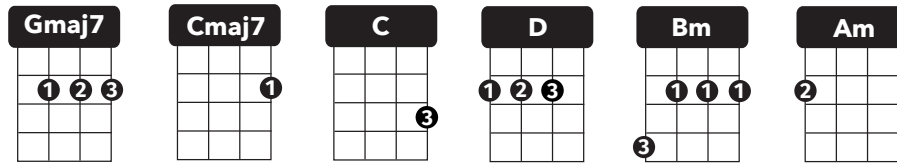
HOW TO PRACTICE: 5 minutes a day is good for your brain and good for your soul!

- 1 Always remember to tune your uke before you practice
- 2 Your fingertips may hurt at first - practicing 5 to 10 minutes a day will keep them from hurting too much and allow your fingertips time to build callouses.
- 3 Strum each chord clearly before you begin playing the song. You can practice transitioning between the chords as an exercise.
- 4 Check your handshake position, make sure the palm is curled and the knuckles are curled.
- 5 You can use the lesson tutorials for review at <http://youtube.com/cynthialinmusic>
- 6 There are tons of ukulele chord charts online - search for the song you want to play and give it a shot. Have fun!

WAITING IN VAIN

by Bob Marley, 1977

Ukulele arrangement by Cynthia Lin, <http://cynthialin.com/ukulele>



1 2 3 4

Reggae strum, X=mute or scrape: [Xx Dx Xx Dx], 1 per chord

INTRO/BREAK **Gmaj7** **Gmaj7** **Cmaj7** **Cmaj7**

CHORUS x 2 **Gmaj7** **Gmaj7** **Cmaj7** **Cmaj7**
I don't wanna wait in vain for your love

VERSE **Gmaj7** **Gmaj7** **Cmaj7** **Cmaj7**

From the very first time I rest my eyes on you, girl
My heart says follow through
But I know now that I'm way down on your line
But the waitin' feel is fine
So don't treat me like a puppet on a string
'Cause I know I have to do my thing
Don't talk to me as if you think I'm dumb
I wanna know when you're gonna come - soon

CHORUS x 3 **Gmaj7** **Gmaj7** **Cmaj7** **Cmaj7**
I don't wanna wait in vain for your love

BRIDGE **C/** **D/** **Bm/** **Am/**

'Cause if summer is here I'm still waiting there
Winter is here And I'm still waiting there BREAK

VERSE **Gmaj7** **Gmaj7** **Cmaj7** **Cmaj7**

It's been three years since I'm knockin' on your door,
And I still can knock some more
Ooh girl, ooh girl, is it feasible? I wanna know now
for I to knock some more Ya see,
in life I know there's lots of grief
But your love is my relief
Tears in my eyes burn, tears in my eyes burn While I'm
waiting, while I'm waiting for my turn, see!

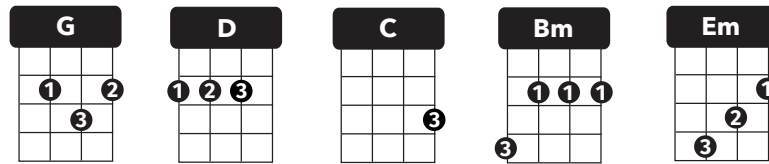
CHORUS x 4

CODA x 4 **Gmaj7** **Gmaj7** **Cmaj7** **Cmaj7**
I don't wanna I don't wanna I don't wanna I don't wanna I don't wanna wait in vain

WONDERFUL TONIGHT

by Eric Clapton, 1977

Ukulele arrangement by Cynthia Lin, <http://cynthialin.com/ukulele>



on INTRO tab, b = bend

rock strum, 2 per chord :

extended rock strum:

1 2 3 4 1 2 3 4
 D (d) D du | D (d) D du
 D (d) D dU | ud dudu

INTRO

	G	D	C	D	G
A	-----	-----	-----	--2--3--7--	--5--
E	----5b-3-5-	----5b-3-0-	----5b-3-5-	-----	----

VERSES

	G	D	C	D
1.	It's late in the	evening	She's wondering what	clothes to wear
2.	We go to a	party	And everyone	turns to see
3.	It's time to go	home now	And I've got an aching	head
	G	D	C	D
1.	She puts on her	makeup	And brushes her	long blonde hair
2.	This beautiful	lady	That's walking a-round	with me
3.	So I give her the	car keys	She helps me to	bed
	C	D	[G - Bm]	Em
1.	And then she asks me	Do I look	al-right?	And I say
2.	And then she asks me	Do you feel	al-right?	And I say
3.	And then I tell her	As I turn out the light	(—> OUTRO)	
	C	D	G	
1.	Yes,	you look wonderful	to-night	(—> INTRO RIFF then VERSE 2)
2.	Yes,	I feel wonderful	to-night	(—> BRIDGE)

BRIDGE

C **D** [**G** - **Bm**] **Em**
 I feel wonderful because I see the love light in your eyes

C **D** **C** **D/**
 And the wonder of it all is that you just don't rea-lize how much I love you (—> INTRO + VS 3)

OUTRO

	C	D	[G - Bm]	Em
I say my darling,		you are wonderful	to-night	
	C	D	G	
Oh my darling,		you are wonderful	to-night	(—> INTRO RIFF to END)